

BOL SERIES

Outdoor Lighting

WESTGATE
THE FUTURE IS HERE...AND IT'S QUITE BRIGHT!

BOL-608-32-S-MCTP-BK
BOL-608-32-S-MCTP-BR
BOLLARD SYSTEM

Customer Name: _____

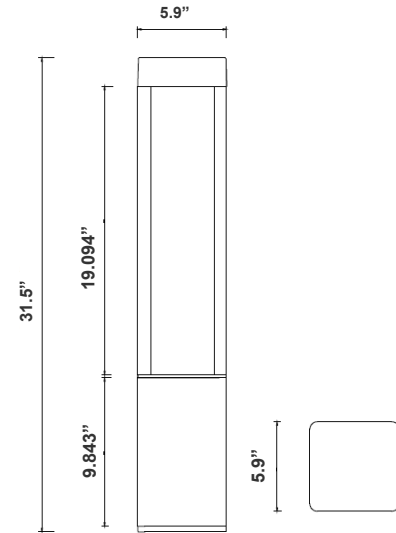
Project Name: _____

Note: _____ | Type: _____

MCTP Multi Color Temperature & Multi Power/Wattage (Selectable)



Avail Finishes:



31.5"(H) x 5.9"(W) x 5.9"(D)

Bollards are designed for walkways, entrance ways, drives and other small-area lighting applications where low mounting heights are desirable

Features

- Corrosion Resistant Aluminum for Exterior
- Samsung 2835 LED Chips
- Wattage & CCT Selectable Switches inside fixture
- 7-Year Warranty

Technical Specifications

Electrical:

- Voltage: 120-277V AC
- Wattage: 10W/18W/25W
- Power Factor: >0.9
- Efficacy: 55LM/W

Lighting:

- Wattage & CCT Selectable Switches inside fixture
- Lumens: 1375LM Max.
- Color Temperatures: 3000K/4000K/5000K
- Color Rendering Index: CRI ≥ 80
- Beam Angle : 270°
- Lifespan: 70000 Hours

Mechanical:

- Corrosion Resistant Aluminum for Exterior
- Operating Temperature: -40°F to 113°F
- 7 Years Warranty
- IP Rating: IP65, Wet Locations

Applications:

- Bollards are designed for walkways, entrance ways, drives and other small-area lighting applications where low mounting heights are desirable

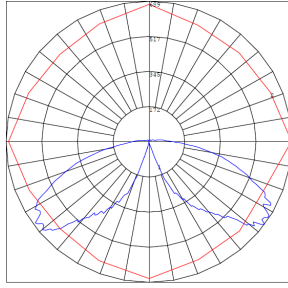
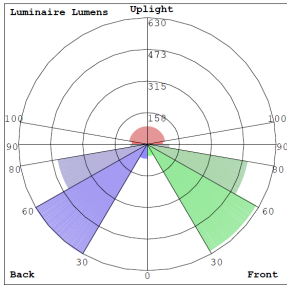


Phone: (877) 805-2252 | Fax: (877) 805-2252
www.westgatemfg.com |

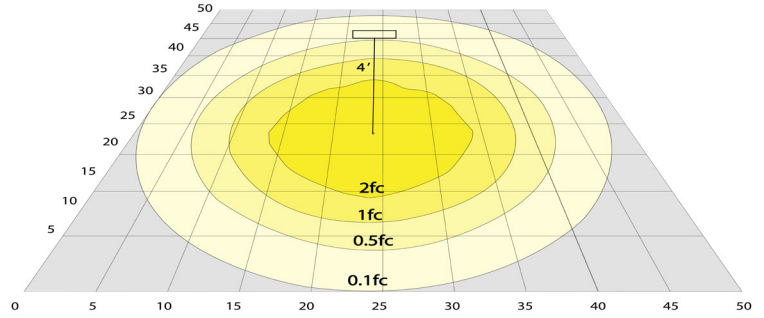


WG-20230517

Photometrics: BOL-608-32-S-MCTP



BUD Rating: B1-U3-G2



Area 75'x 65' Mounting Height: 4'

Performance Table: BOL-608

MODEL NO.	Wattage	Voltage	Lumens	Color Temp.	BUG Rating	LPW
BOL-608-32-S-MCTP-BK BOL-608-32-S-MCTP-BR	10W 18W 25W	120~277V	550LM 990LM 1375LM	3000K 4000K 5000K	B1-U3-G2	55

Sample Ordering

Model Style Size Shape Color Temp. Housing

BOL - 608 - 32 - S - MCTP -

BK= BLACK
GY= GRAY

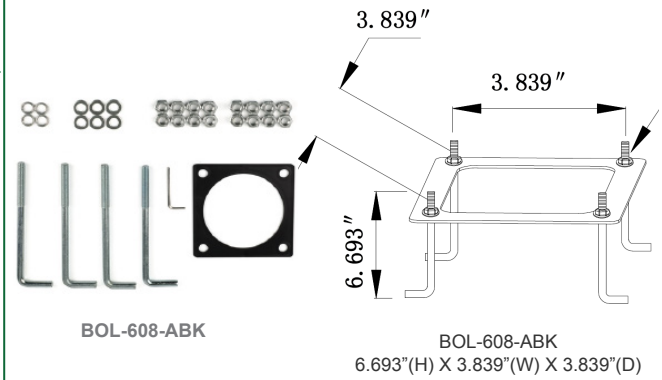
Accessories:

Blank = No Option For Accessories
BOL-608-ABK = Bollard Round Replacement Anchor

Factory-Installed Options:

Blank = No Option For Accessories
OPT-EM-OD1INT = Emergency Backup Internal Battery, Back Box
OPT-CRL-95(BK/GR/SR/WH) = Paint
OPT-SEN-WMC = Microwave Bi-Level Sensor

ACCESSORIES:



FACTORY-INSTALLED OPTION:



COLOR CHART: * Choose from one of our Premium Colors with no set-up fee.

Gloss:



SILVER METALLIC
70 GLOSS
T357-GR105



SILVER METALLIC
30 GLOSS
T353-GR06



DARK RED 90
GLOSS
P009-RD02



INTERNATIONAL
ORANGE 90
GLOSS
T009-OG26




SAFETY ORANGE
90 GLOSS
T009-OG01



YELLOW 90
GLOSS
T009-YL14



YELLOW 90
GLOSS
T009-YL01



TRAFFIC GREEN
70 GLOSS
T007-GN16



GREEN 70 GLOSS
T007-GN13



GREEN 60 GLOSS
C006-GN03



BLUE 90 GLOSS
T009-BL01



DARK BLUE 80
GLOSS
T008-BL20



RAL 8028 TERRA
BROWN 90 GLOSS
C209-BR358

Hammer:




WHITE HAMMER
T013-WH09



BEIGE HAMMER
T013-BG38




GREY HAMMER
C013-GR08




SILVER
HAMMERTONE
T064-GR05



BLACK HAMMER
T013-BK62



RED HAMMER
T013-RD15



GREEN HAMMER
T013-GN220



BLUE HAMMER
T013-BL468



BRONZE HAMMER
T012-BR161

Texture:



WHITE TEXTURE
C031-WH120



FLINT GRAY
TEXTURE
T243-GR522




BLACK TEXTURE
C241-BK109



RED TEXTURE
T241-RD129



BLUE TEXTURE
C241-BL544




OIL RUBBED
BRONZE TEXTURE
T291-BR251

Vein:



BLACK/WHITE
VEIN
T075-WH34



SILVER VEIN
T375-BK26



COPPER VEIN
EXTERIOR
T075-BK211



GOLD VEIN
T375-BK10



COPPER VEIN
T375-BK07

